

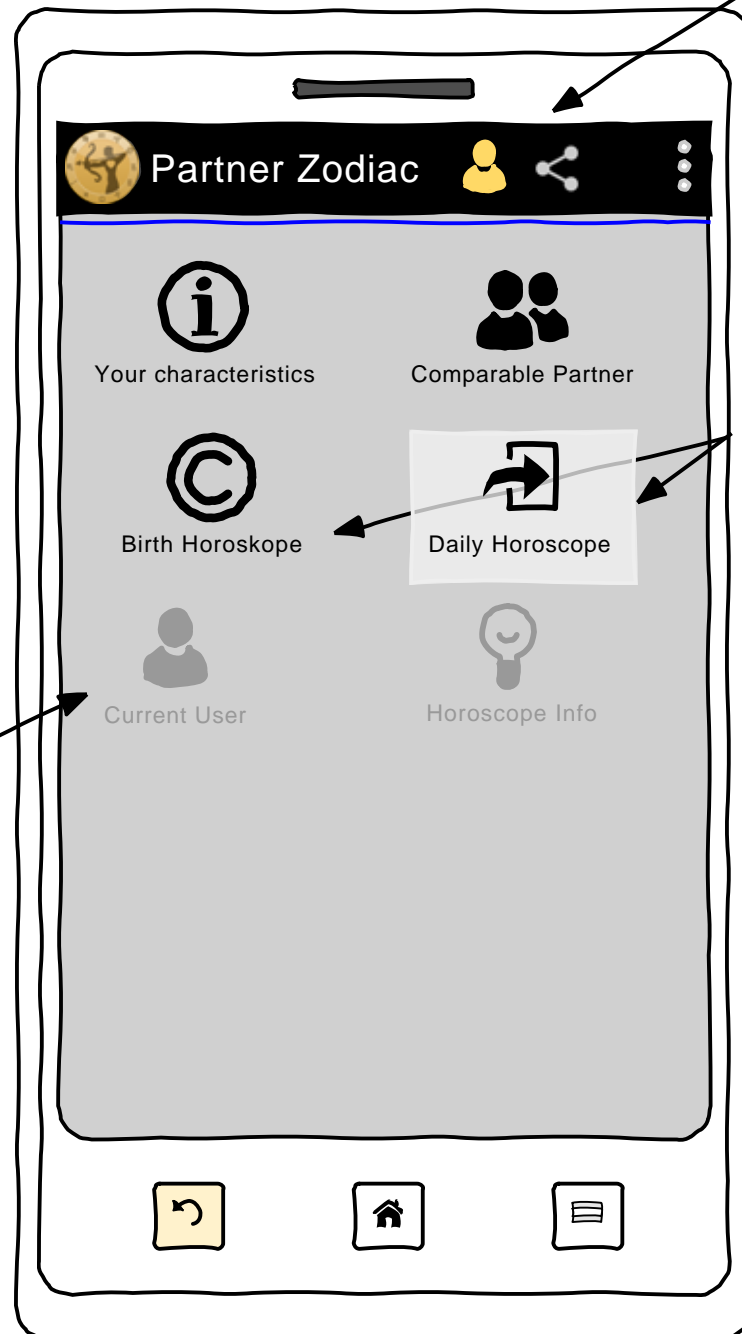


App Icon

These orange areas are "HotSpots". They are clickable






**Choose User**  
-  
Same functionality  
on every screen

Navigation + handling is  
the same as in **Your characteristics** but  
for sure the information is different

Is it necessary? It's  
possible to choose the  
user with the icon from  
the action-bar



# Partner Zodiac



Liebe:



Freundschaft:



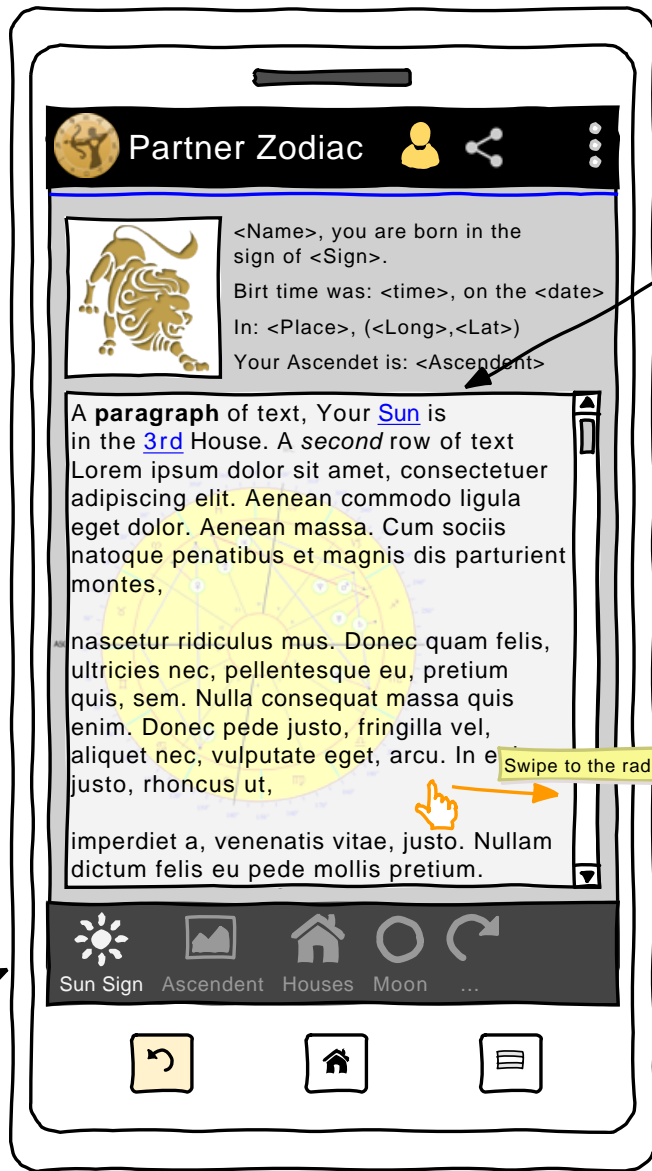
Erotik:



Aenean posuere, tortor sed cursus feugiat, nunc augue blandit nunc, eu sollicitudin urna dolor sagittis lacus. Donec elit libero, sodales nec, volutpat a, suscipit non, turpis. Nullam sagittis. Suspendisse pulvinar, augue ac venenatis condimentum, sem libero volutpat nibh, nec pellentesque velit pede quis nunc. Vestibulum ante ipsum primis in faucibus orci luctus et ultrices posuere cubilia Curae; Fusce id purus. Ut varius tincidunt libero. Phasellus dolor. Maecenas vestibulum mollis diam. Pellentesque ut neque. Pellentesque habitant morbi tristique senectus et netus et malesuada fames ac turpis egestas.

In dui magna, posuere eget, vestibulum et, tempor auctor, justo. In ac felis quis tortor malesuada pretium. Pellentesque auctor neque nec urna. Proin sapien ipsum porta a auctor quis euismod ut mi

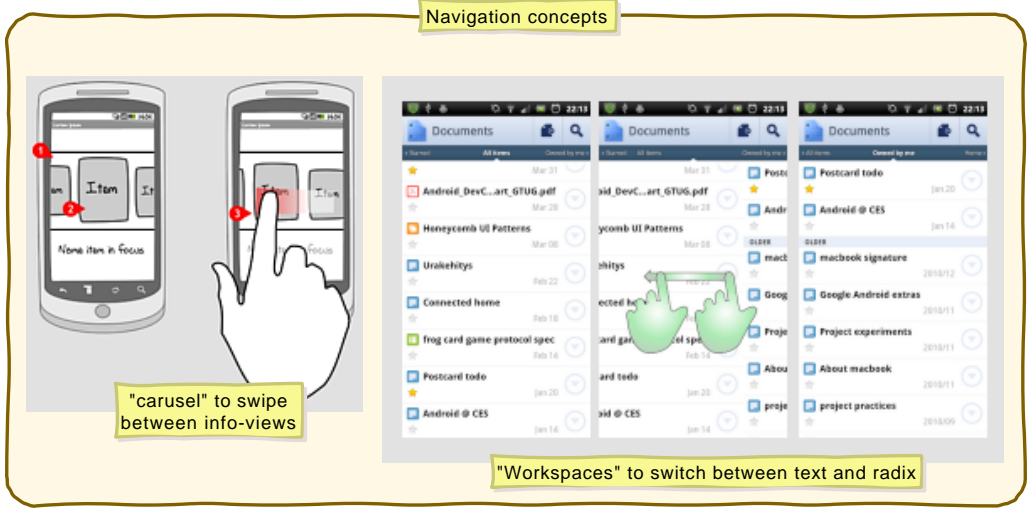




If you read for example something about the Sun in your horoscope the hyperlink to the radix helps you to understand the meaning of the radix

Choose the main-aspects of your sign

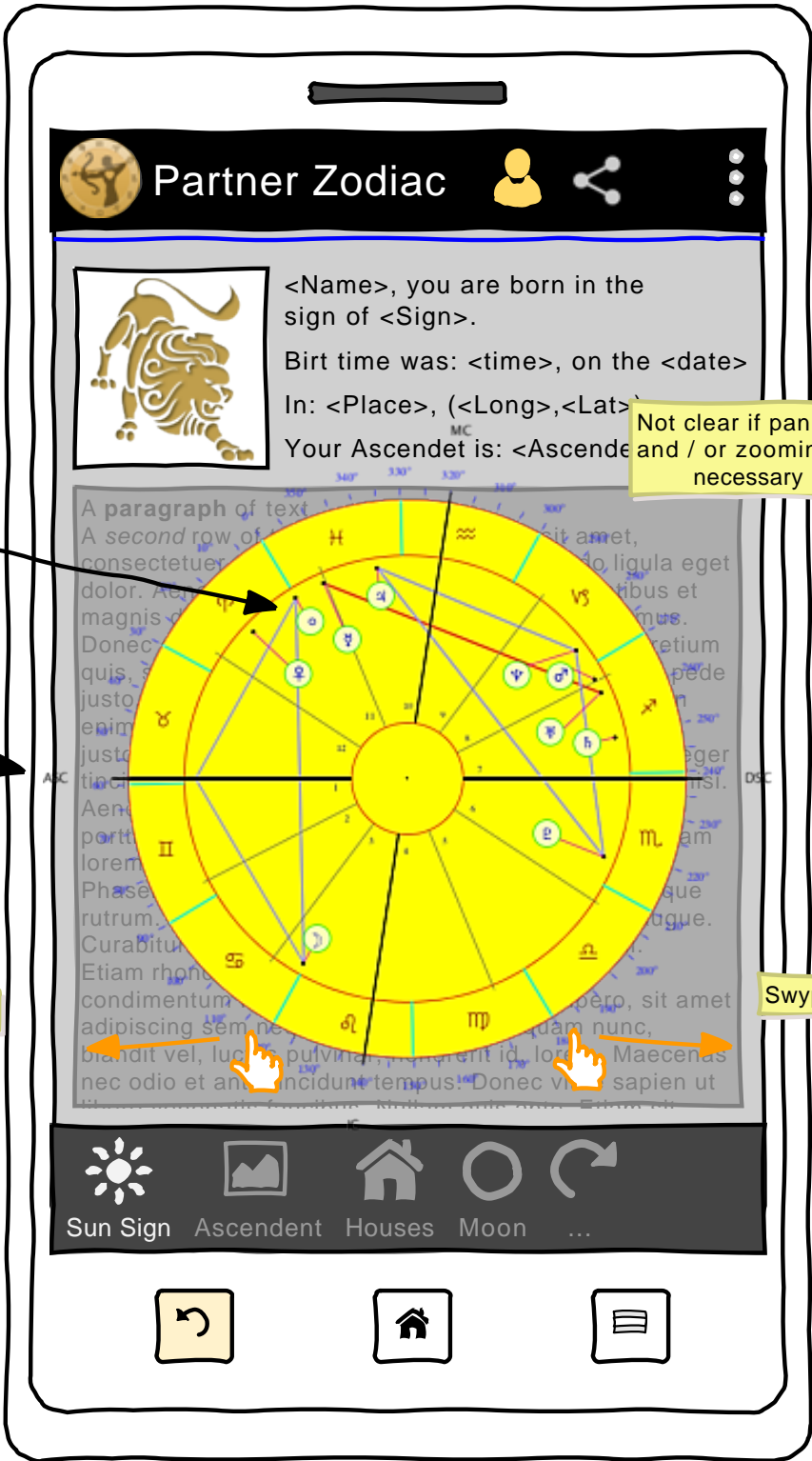
Swipe to the radix



Navigation concepts

"carusel" to swipe between info-views

"Workspaces" to switch between text and radix



Highlight the Sun if user comes from hyperlink "Sun" (pulsing??)

Link back to the text. For example: ASC links back to the Ascendent.

Swipe to Description

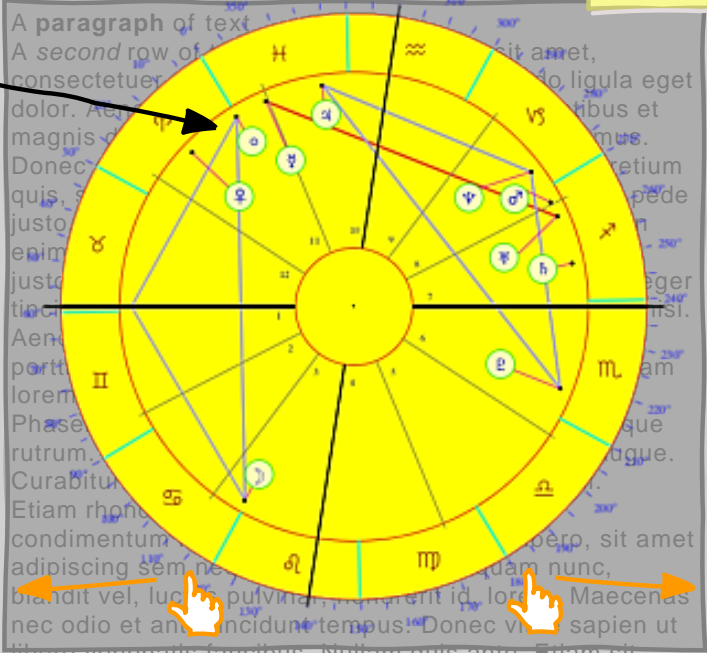
Not clear if panning and / or zooming is necessary

Swipe to List

# Partner Zodiac



<Name>, you are born in the sign of <Sign>.  
Birt time was: <time>, on the <date>  
In: <Place>, (<Long>,<Lat>  
Your Ascendet is: <Ascende



- Sun Sign
- Ascendent
- Houses
- Moon
- ...

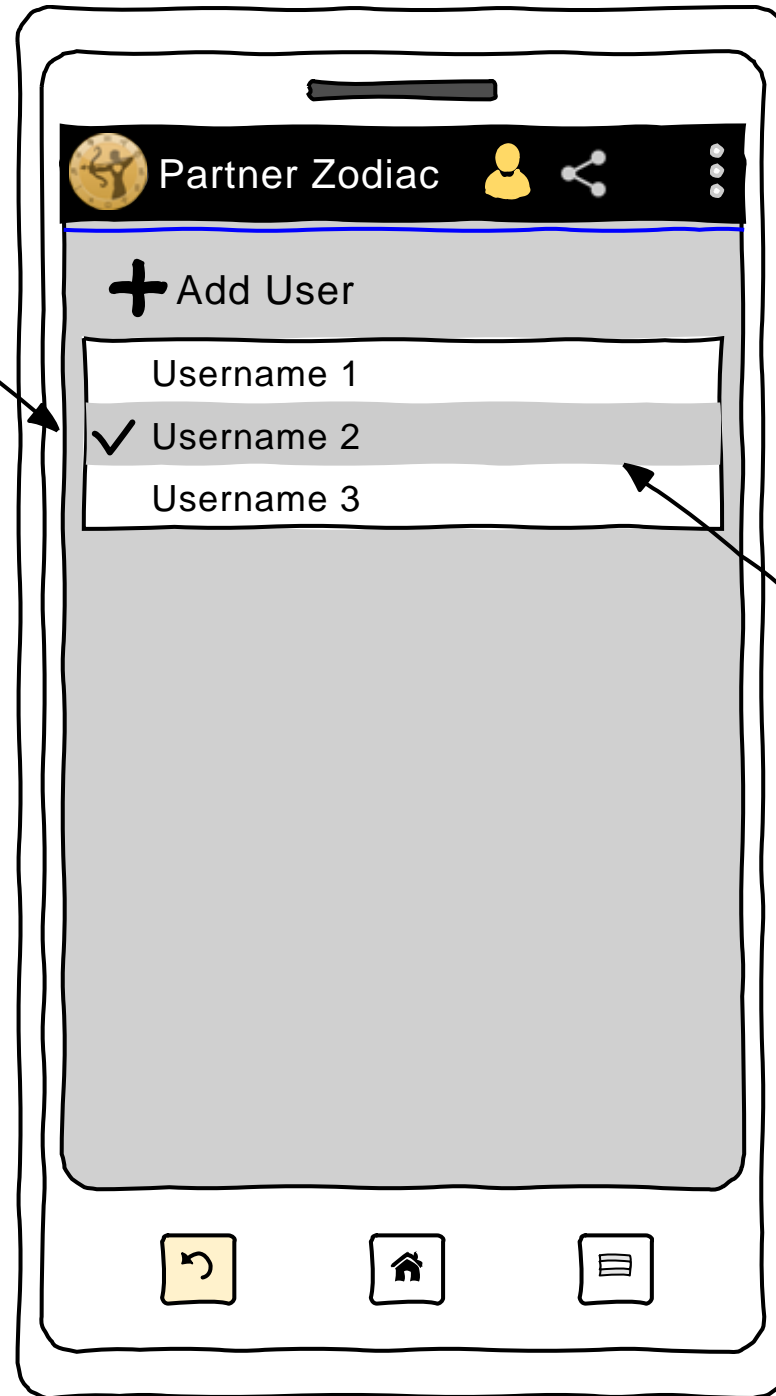


Screen for further informations.  
Right now its not clear which but  
this will come.

Highlighted entry  
will also be marked  
in radix

The app interface is titled "Partner Zodiac" and features a dark header with a zodiac icon, a user profile icon, a share icon, and a menu icon. The main content area is light gray and contains a zodiac sign icon (Leo) on the left and a text block on the right with placeholders: "<Name>, you are born in the sign of <Sign>.", "Birt time was: <time>, on the <date>", "In: <Place>, (<Long>,<Lat>)", and "Your Ascendet is: <Ascendent>". Below this is a scrollable list of entries: "Sun in second house", "Moon in oposite to ...", a large text block with Lorem Ipsum placeholder text, "Neptun is in oposit to", and "Your prefered metal is...". A hand icon with an arrow points to the "Neptun" entry. At the bottom, there is a navigation bar with icons for Sun Sign, Ascendent, Houses, Moon, and a menu icon. Below the navigation bar are three larger icons: a back arrow, a home icon, and a list icon.

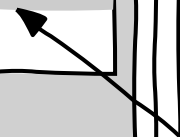
Swype back to radix



Set active User



Change settings for User



Preset with something like John Doe...?

The sketch shows a mobile application interface for a 'Partner Zodiac' form. At the top, there is a header with a zodiac sign icon, the title 'Partner Zodiac', a user profile icon, a share icon, and a menu icon. The main form area contains several fields: 'Firstname' with a placeholder '<YourFirstName>', 'Lastname' with a placeholder '<Your lastname>', 'Date of birth' with a date picker showing '28/07 /1966', 'Time of birth' with the value '15:15', 'Daylight saving time' with a checked checkbox, and 'Location of birth' with sub-fields for 'Streetname', 'City / Zip', 'Longitude' (44.423842349), and 'Latitude' (12.5883843). A green bar at the bottom of the form contains the text 'Please enter your data as accurate as possible'. The bottom of the screen features a navigation bar with three icons: a back arrow, a home house, and a list menu.

Image of user required?

Partner Zodiac

**Firstname**  
<YourFirstName>

**Lastname**  
<Your lastname>

**Date of birth**  
28/07 /1966

**Time of birth**  
15:15

**Daylight saving time**

**Location of birth**  
Streetname  
City / Zip  
**Longitude** 44.423842349  
**Latitude** 12.5883843

Please enter your data as accurate as possible





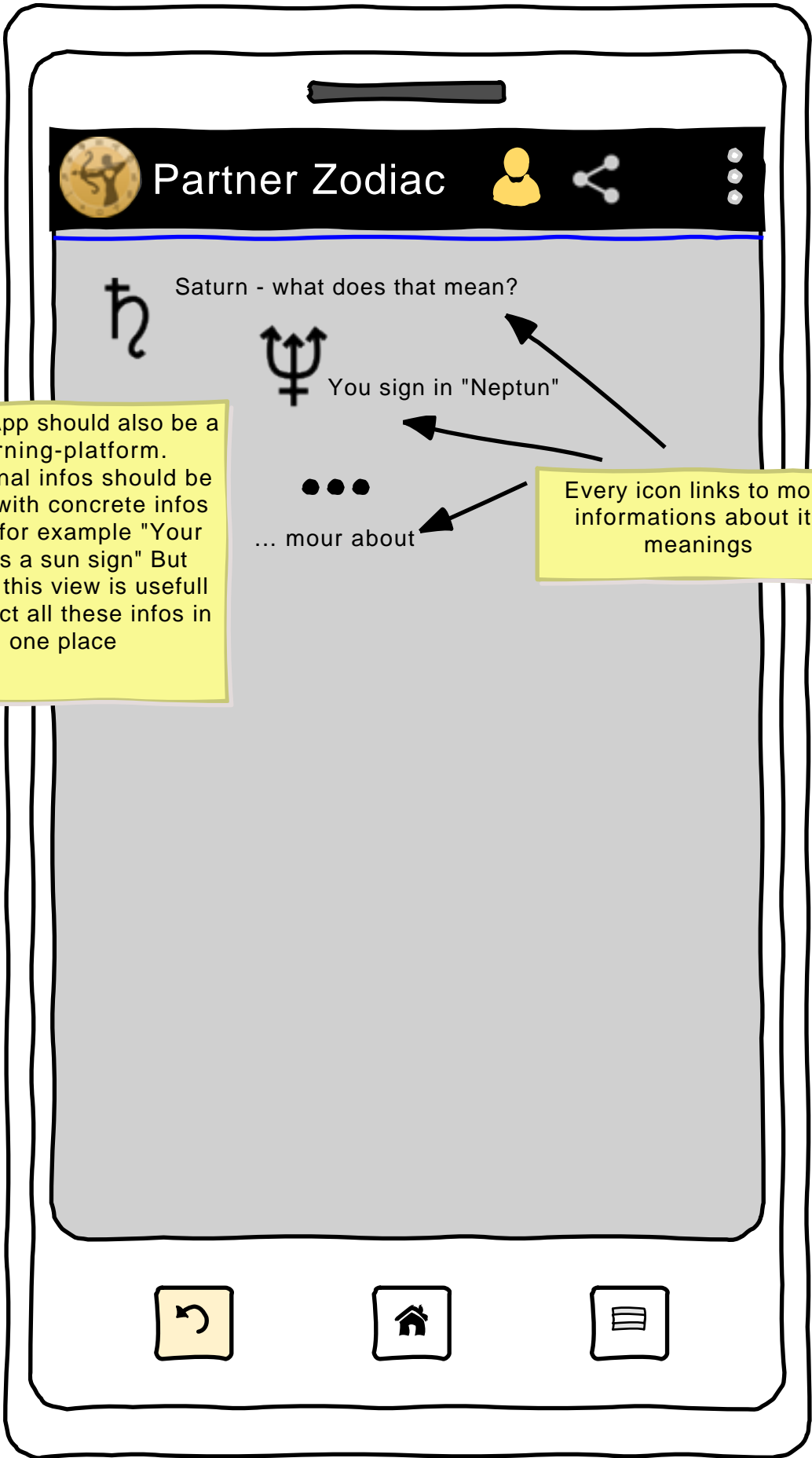


Partner Zodiac



Maps App





Whole App should also be a learning-platform. Additional infos should be linked with concrete infos about for example "Your sign is a sun sign" But maybe this view is usefull to collect all these infos in one place

Every icon links to more informations about its meanings